

DISNEY DREAM & DISNEY FANTASY DECK PLANS



STATEROOM AMENITIES
Staterooms have tub/shower, flat-screen TV, ample closet space, in-room safe, hair dryer, phone with voicemail messaging and individual climate control.

Exact amenities described may vary slightly depending on stateroom location. Stateroom Categories subject to change.


CATEGORIES & SHIP ACCOMMODATIONS




CONCIERGE ROYAL SUITE WITH VERANDA (Category R)
One master bedroom with queen-size bed, one wall pull-down double bed, and one wall pull-down single bed in living room, two bathrooms, rain shower, whirlpool tub, living room, dining salon, pantry, wet bar, walk-in closets.
SLEEPS 5 • 1,781 SQ. FT., INCLUDING VERANDAH



CONCIERGE 1-BEDROOM SUITE WITH VERANDA (Category T)
One bedroom with queen-size bed, living area with double convertible sofa, one wall single pull-down bed in living room, walk-in closets, whirlpool tub, wet bar, two bathrooms with rain shower, private verandah.
SLEEPS 5 • 622 SQ. FT., INCLUDING VERANDAH




CONCIERGE FAMILY OCEANVIEW STATEROOM WITH VERANDAH (Category V)
Queen-size bed, double convertible sofa, upper berth pull-down bed, full bath with round tub and shower, full half bath.
SLEEPS 5 • 306 SQ. FT., INCLUDING VERANDAH



DELUXE FAMILY OCEANVIEW STATEROOM WITH VERANDAH (Category 4)
Queen-size bed, single convertible sofa, wall pull-down bed (in most) and upper berth pull-down bed (in some), split bath with round tub (in most) and shower.
SLEEPS 4-5 • 299 SQ. FT., INCLUDING VERANDAH



DELUXE OCEANVIEW STATEROOM WITH VERANDAH (Categories 5, 6 and 7)
Queen-size bed, single convertible sofa, upper berth pull-down bed (if sleeping four), split bath with tub and shower.
SLEEPS 3-4 • 246 SQ. FT., INCLUDING VERANDAH



DELUXE FAMILY OCEANVIEW STATEROOM (Category 8)
Queen-size bed, single convertible sofa, wall pull-down bed (in most) or upper berth pull-down bed (in some), split bath with round tub and shower (in most).
SLEEPS 3-5 • 241 SQ. FT.



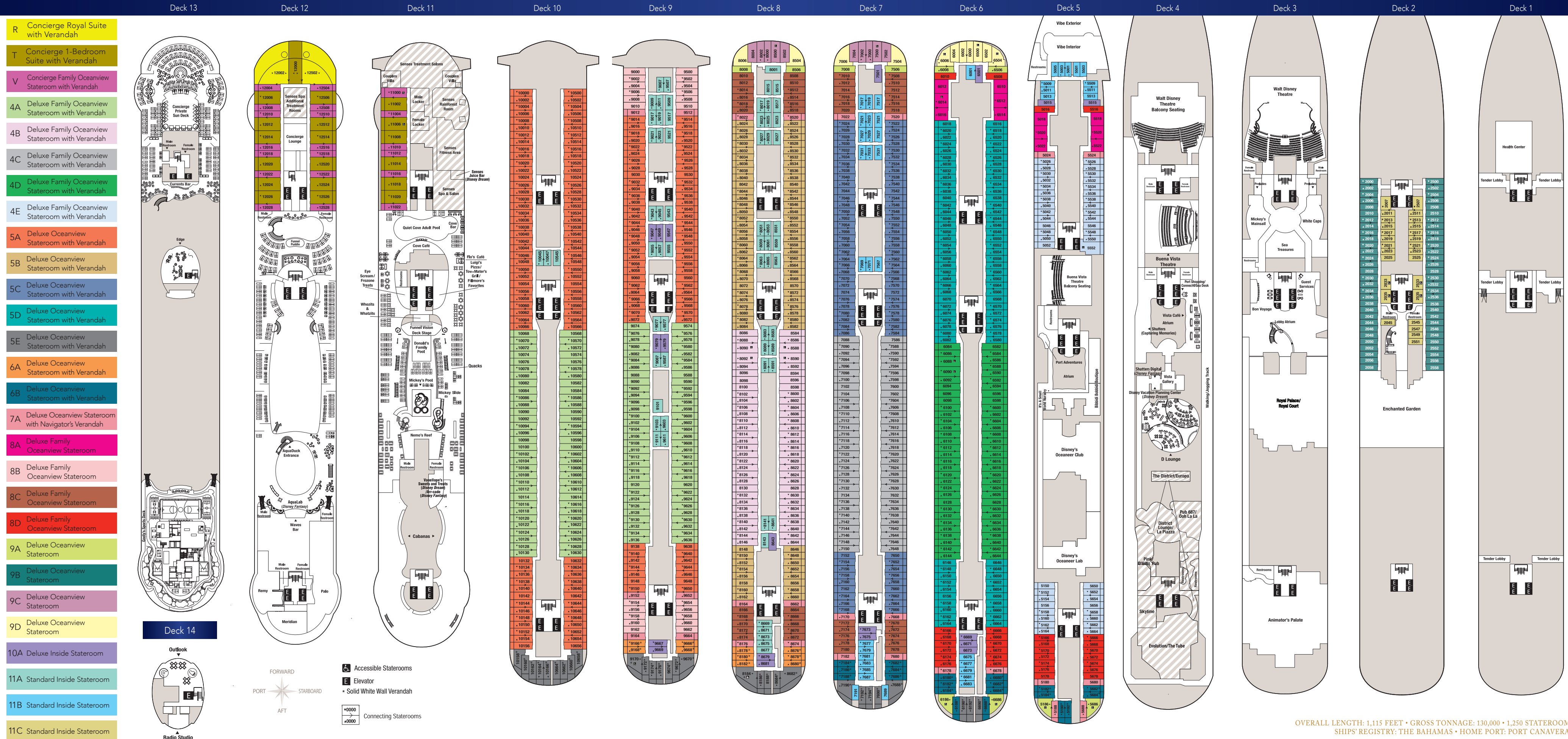
DELUXE OCEANVIEW STATEROOM (Category 9)
Queen-size bed, single convertible sofa, upper berth pull-down bed (in some), split bath with tub and shower.
SLEEPS 3-4 • 204 SQ. FT.



DELUXE INSIDE STATEROOM (Category 10)
Queen-size bed, single convertible sofa, upper berth pull-down bed (in some), split bath with tub and shower.
SLEEPS 3-4 • 204 SQ. FT.



STANDARD INSIDE STATEROOM (Category 11)
Queen-size bed, single convertible sofa, upper berth pull-down bed (in some), bath with tub and shower.
SLEEPS 3-4 • 169 SQ. FT.



OVERALL LENGTH: 1,115 FEET • GROSS TONNAGE: 130,000 • 1,250 STATEROOMS
SHIPS' REGISTRY: THE BAHAMAS • HOME PORT: PORT CANAVERAL

DISNEY MAGIC & DISNEY WONDER DECK PLANS



STATEROOM AMENITIES

Staterooms have tub/shower, flat-screen TV, ample closet space, in-room safe, hair dryer, phone with voicemail messaging and individual climate control.

Exact amenities described may vary slightly depending on stateroom location. Stateroom Categories subject to change.

CATEGORIES & SHIP ACCOMMODATIONS



CONCIERGE ROYAL SUITE WITH VERANDAH (Category R)

Two bedrooms (one with queen-size bed; one with two twin beds and two pull-down upper berths), two and a half bathrooms including whirlpool tubs, living room, media library with wall pull-down bed, dining salon, pantry, wet bar and walk-in closets.

SLEEPS 7 • 1,029 SQ. FT., INCLUDING VERANDAH



CONCIERGE 2-BEDROOM SUITE WITH VERANDAH (Category S)

Two bedrooms (one with queen-size bed; one with two twin beds and one pull-down upper berth), whirlpool tub, living area with convertible sofa, walk-in closets, wet bar, DVD player, two bathrooms and private verandah.

SLEEPS 7 • 945 SQ. FT., INCLUDING VERANDAH



CONCIERGE 1-BEDROOM SUITE WITH VERANDAH (Category T)

Queen-size bed, wall pull-down bed (in most), living area with double convertible sofa, walk-in closets, wet bar, DVD player, two bathrooms and private verandah.

SLEEPS 4-5 • 614 SQ. FT., INCLUDING VERANDAH



DELUXE FAMILY OCEANVIEW STATEROOM WITH VERANDAH (Category 4)

Queen-size bed, single convertible sofa, pull-down upper berth (in most), privacy divider, split bath, private verandah.

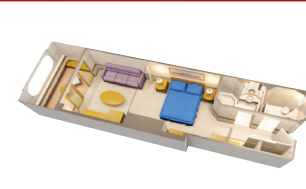
SLEEPS 5 • 304 SQ. FT., INCLUDING VERANDAH



DELUXE OCEANVIEW STATEROOM WITH VERANDAH (Category 5 and 6)

Queen-size bed, single convertible sofa, pull-down upper berth (in some) privacy divider, split bath, private verandah.

SLEEPS 3-4 • 268 SQ. FT., INCLUDING VERANDAH



DELUXE OCEANVIEW STATEROOM WITH NAVIGATOR'S VERANDAH (Category 7)

Queen-size bed, single convertible sofa, privacy divider, split bath, enclosed private verandah with limited views.


SLEEPS 3 • 268 SQ. FT., INCLUDING VERANDAH



DELUXE OCEANVIEW STATEROOM (Category 9)

Queen-size bed, single convertible sofa, pull-down upper berth (in some), privacy divider, split bath, window view.

SLEEPS 3-4 • 214 SQ. FT.



DELUXE INSIDE STATEROOM (Category 10)

Queen-size bed, single convertible sofa, pull-down upper berth (in some), privacy divider, split bath.

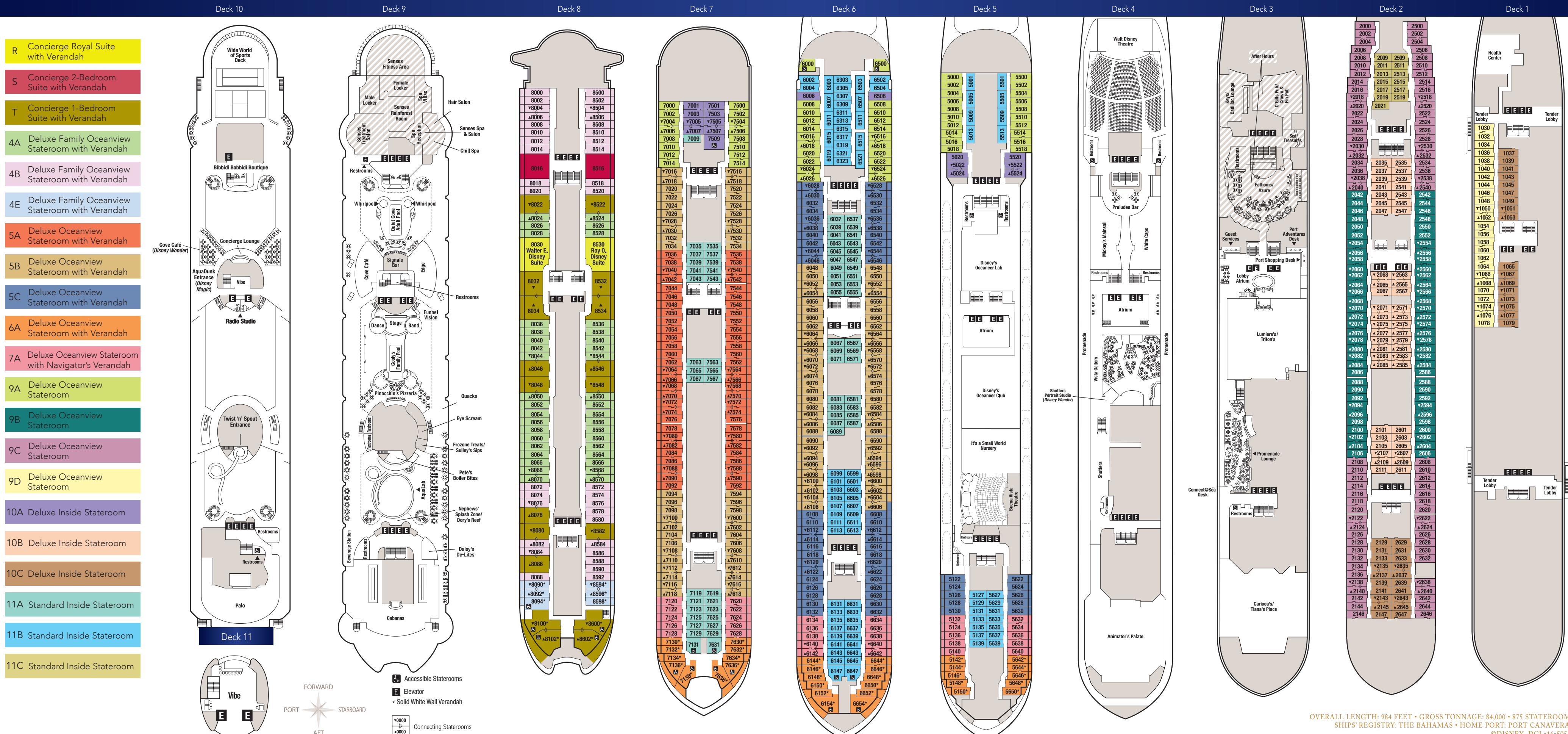
SLEEPS 4 • 214 SQ. FT.



STANDARD INSIDE (Category 11)

Queen-size bed, single convertible sofa, pull-down upper berth (in some), privacy divider, bath.

SLEEPS 3-4 • 184 SQ. FT.



OVERALL LENGTH: 984 FEET • GROSS TONNAGE: 84,000 • 875 STATEROOMS
SHIPS' REGISTRY: THE BAHAMAS • HOME PORT: PORT CANAVERAL
©DISNEY DCL-16-50545