


DISNEY MAGIC & DISNEY WONDER DECK PLANS



CONCIERGE ROYAL SUITE WITH VERANDAH (Category 1A)
Two bedrooms (one with queen-size bed; one with two twin beds and two pull-down upper berths), two and a half bathrooms including whirlpool tubs, living room, media library with wall pull-down bed, dining salon, pantry, wet bar and walk-in closets.
SLEEPS 7 • 1,029 SQ. FT., INCLUDING VERANDAH




CONCIERGE 2-BEDROOM SUITE WITH VERANDAH (Category 1B)
Two bedrooms (one with queen-size bed; one with two twin beds and one pull-down upper berth), whirlpool tub, living area with convertible sofa, walk-in closets, wet bar, DVD player, two and a half bathrooms and private verandah.
SLEEPS 7 • 945 SQ. FT., INCLUDING VERANDAH



CONCIERGE 1-BEDROOM SUITE WITH VERANDAH (Category 2)
Queen-size bed, wall pull-down bed (in most), living area with double convertible sofa, walk-in closets, wet bar, DVD player, two bathrooms and private verandah.
SLEEPS 4-5 • 614 SQ. FT., INCLUDING VERANDAH



CONCIERGE FAMILY OCEANVIEW STATEROOM WITH VERANDAH (Category 3)
Queen-size bed, single convertible sofa, pull-down upper berth (in most), privacy divider, split bath and private verandah.
SLEEPS 5 • 304 SQ. FT., INCLUDING VERANDAH



DELUXE FAMILY OCEANVIEW STATEROOM WITH VERANDAH (Category 4)
Queen-size bed, single convertible sofa, pull-down upper berth (in most), privacy divider, split bath and private verandah.
SLEEPS 5 • 304 SQ. FT., INCLUDING VERANDAH



DELUXE OCEANVIEW STATEROOM WITH VERANDAH (Categories 5 and 6)
Queen-size bed, single convertible sofa, pull-down upper berth (in some), privacy divider, split bath and private verandah.
SLEEPS 3-4 • 268 SQ. FT., INCLUDING VERANDAH




DELUXE OCEANVIEW STATEROOM WITH NAVIGATOR'S VERANDAH (Category 7)
Queen-size bed, single convertible sofa, privacy divider, split bath and enclosed private verandah with limited views.
SLEEPS 3 • 268 SQ. FT., INCLUDING VERANDAH



DELUXE OCEANVIEW STATEROOM (Category 9)
Queen-size bed, single convertible sofa, pull-down upper berth (in some), privacy divider, split bath and window view.
SLEEPS 3-4 • 214 SQ. FT.



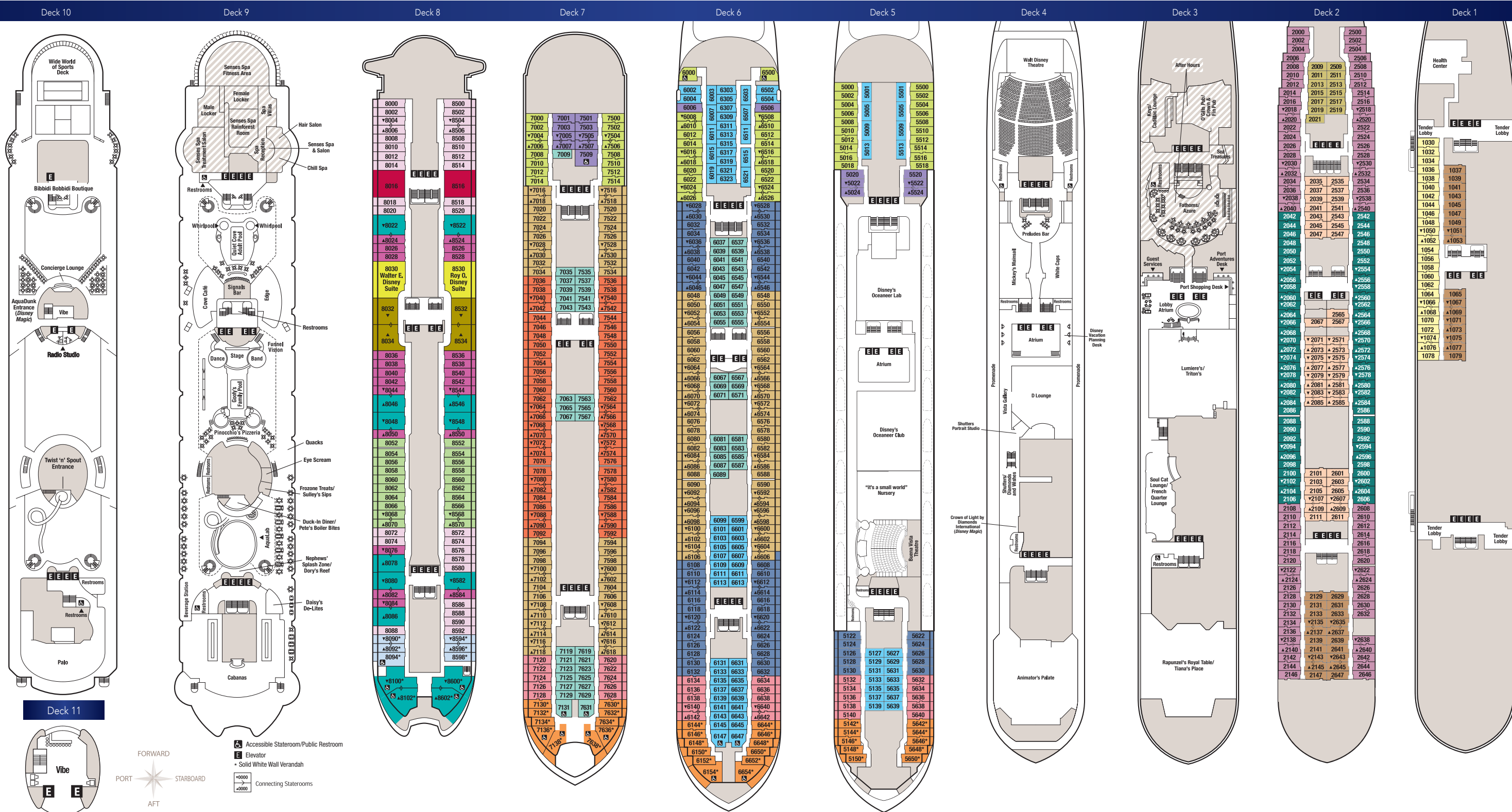
DELUXE INSIDE STATEROOM (Category 10)
Queen-size bed, single convertible sofa, pull-down upper berth (in some), privacy divider and split bath.
SLEEPS 4 • 214 SQ. FT.



STANDARD INSIDE (Category 11)
Queen-size bed, single convertible sofa, pull-down upper berth (in some), privacy divider and bath.
SLEEPS 3-4 • 184 SQ. FT.

CATEGORIES

- 1A Concierge Royal Suite with Verandah
- 1B Concierge 2-Bedroom Suite with Verandah
- 2A Concierge 1-Bedroom Suite with Verandah
- 2B Concierge 1-Bedroom Suite with Verandah
- 3A Concierge Family Stateroom with Verandah
- 4A Deluxe Family Oceanview Stateroom with Verandah
- 4B Deluxe Family Oceanview Stateroom with Verandah
- 4E Deluxe Family Oceanview Stateroom with Verandah
- 5A Deluxe Oceanview Stateroom with Verandah
- 5B Deluxe Oceanview Stateroom with Verandah
- 5C Deluxe Oceanview Stateroom with Verandah
- 6A Deluxe Oceanview Stateroom with Verandah
- 7A Deluxe Oceanview Stateroom with Navigator's Verandah
- 9A Deluxe Oceanview Stateroom
- 9B Deluxe Oceanview Stateroom
- 9C Deluxe Oceanview Stateroom
- 9D Deluxe Oceanview Stateroom
- 10A Deluxe Inside Stateroom
- 10B Deluxe Inside Stateroom
- 10C Deluxe Inside Stateroom
- 11A Standard Inside Stateroom
- 11B Standard Inside Stateroom
- 11C Standard Inside Stateroom



Exact amenities described may vary slightly depending on stateroom location. Stateroom Categories subject to change.

OVERALL LENGTH: 984 FEET • GROSS TONNAGE: 84,000 • 875 STATEROOMS
SHIPS' REGISTRY: THE BAHAMAS • HOME PORT: PORT CANAVERAL
©DISNEY DCL-23-3392946 6631R